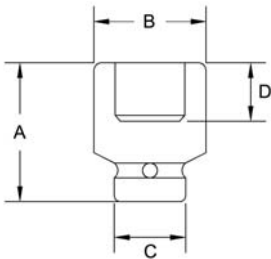
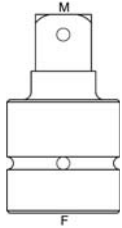


2 1/2" Square Drive Sockets 6 Point Standard Length

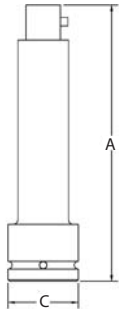


| Part # 6 Point | Hex Opening | Overall Length (A) | Diameter Nose (B) | Diameter Drive End (C) | Opening Depth (D) |
|-------------------|----------------|-----------------------|----------------------|---------------------------|----------------------|
| 8000 | 3 | 5.51 | 4.72 | 5.00 | 1.81 |
| 8001 | 3 1/8 | 5.51 | 4.88 | 5.00 | 1.81 |
| 8002 | 3 1/4 | 5.51 | 5.00 | 5.00 | 2.01 |
| 8003 | 3 3/8 | 5.51 | 5.16 | 5.00 | 2.01 |
| 8004 | 3 1/2 | 5.51 | 5.32 | 5.00 | 2.01 |
| 8005 | 3 5/8 | 5.71 | 5.47 | 5.00 | 2.13 |
| 8006 | 3 3/4 | 5.71 | 5.63 | 5.00 | 2.13 |
| 8007 | 3 7/8 | 5.91 | 5.79 | 5.00 | 2.24 |
| 8008 | 4 | 5.91 | 5.95 | 5.00 | 2.24 |
| 8009 | 4 1/8 | 6.10 | 6.10 | 5.00 | 2.40 |
| 8010 | 4 1/4 | 6.30 | 6.26 | 5.00 | 2.52 |
| 8011 | 4 3/8 | 6.50 | 6.42 | 5.00 | 2.64 |
| 8012 | 4 1/2 | 6.50 | 6.58 | 5.00 | 2.64 |
| 8013 | 4 5/8 | 6.69 | 6.77 | 5.00 | 2.80 |
| 8014 | 4 3/4 | 6.69 | 6.93 | 5.00 | 2.80 |
| 8015 | 4 7/8 | 6.89 | 7.13 | 5.00 | 2.95 |
| 8016 | 5 | 6.89 | 7.28 | 5.00 | 2.95 |
| 8017 | 5 1/8 | 6.89 | 7.40 | 5.00 | 2.95 |
| 8018 | 5 1/4 | 6.89 | 7.60 | 5.00 | 2.95 |
| 8019 | 5 3/8 | 7.09 | 7.76 | 5.00 | 3.11 |
| 8020 | 5 1/4 | 7.09 | 7.95 | 5.00 | 3.11 |
| 8021 | 5 5/8 | 7.28 | 8.11 | 5.00 | 3.27 |
| 8022 | 5 3/4 | 7.28 | 8.27 | 5.00 | 3.27 |
| 8023 | 5 7/8 | 7.28 | 8.43 | 5.00 | 3.43 |
| 8024 | 6 | 7.28 | 8.58 | 5.00 | 3.43 |
| 8025 | 6 1/8 | 7.48 | 8.78 | 5.00 | 3.58 |
| 8026 | 6 1/4 | 7.48 | 8.94 | 5.00 | 3.58 |
| 8027 | 6 3/8 | 7.68 | 9.09 | 5.00 | 3.74 |
| 8028 | 6 1/2 | 7.68 | 9.25 | 5.00 | 3.74 |
| 8029 | 6 5/8 | 7.68 | 9.45 | 5.00 | 3.94 |
| 8030 | 6 3/4 | 7.68 | 9.61 | 5.00 | 3.94 |
| 8031 | 6 7/8 | 7.87 | 9.76 | 5.00 | 4.13 |
| 8032 | 7 | 7.87 | 9.92 | 5.00 | 4.13 |
| 8033 | 7 1/2 | 8.27 | 10.43 | 5.98 | 4.33 |
| 8034 | 7 5/8 | 8.27 | 10.55 | 5.98 | 4.33 |
| 8035 | 8 | 8.66 | 10.95 | 5.98 | 4.53 |

2 1/2" Square Drive Sockets Drive Adapter



| Part # | Male Square | Female End | Ball Lock |
|--------|-------------|------------|-----------|
| 8040 | 1 1/2 | 2 1/2 | yes |



| Part # | Overall Length (A) | Diameter Drive End (C) | Ball Lock |
|--------|--------------------|------------------------|-----------|
| 8050 | 4.92 | 5.00 | yes |
| 8051 | 9.84 | 5.00 | yes |
| 8052 | 19.96 | 5.00 | yes |